






PORTLAND PUBLIC SCHOOLS – FACILITY ADA ASSESSMENT

Woodlawn PK-8
August 31, 2009


Site Accessibility

<p>Parking</p>	<p>Remove the curb between the striped area between parking stalls and the play yard so that access along the route following the signs to the accessible entry can occur without routing pedestrians/wheelchairs through the south stall that could be blocked with a vehicle. (Striping locations shown on the facility plan do not match the locations currently painted.)</p>	
<p>Play Area</p>	<p>Provide a ramp with dual height handrails from the Gym exterior exit 5R down to the play area. Students needing a ramp currently use the south exit to reach the play yard, but this is not ideal for daily program accessibility for after lunch play or gym class functions that move from inside to outside during class.</p>	

Accessible Route & Features

<p>Entry from NE 11th Ave.</p>	<p>Southern entry at west elevation. Add dual height handrails at existing interior ramp between entry and hallway outside main school office entry (approximately 48 lf of rail.)</p>	
<p>Stair south of Multi-Use Room</p>	<p>Provide replacement dual-height handrails with top and bottom extensions at each stair run (approximately 176 lf of rail.)</p>	
<p>South Entry</p>	<p>Custodial staff noted a parent request for an automatic door operator from exterior. Although not required to meet accessibility per code, if provided it will increase access.</p>	



Elevator	Provide a 2 stop elevator to serve the second floor classrooms. Potentially, an elevator could be located either in the existing lobby area of the main office opposite the reception counter, or at the exterior courtyard opposite the office reception counter and opening into the office lobby. Either of those solutions would require additional review for life safety by the fire department since the office lobby is connected to the office through an open reception counter. An alternate elevator location is in place of the offices (Sun on 1 st and Self-Improvement on 2 nd) just north of the Multi-Use room, and opening to the main hallway.	
Faculty 106	Provide lever hardware on the door.	
Classrooms	Provide lever hardware typical at classrooms where knobs exist. (Approximately 12 classrooms.)	
School Nurse	Provide lever hardware on the door.	
Main Office	Provide lever hardware on the main door into the office from the lobby.	
Multi-Use	Provide a portable ramp for access to the south stage 1R for access to the band area. At the north stage 3R and 18" above the main floor, modify the east end of the backstage to relocate the stairs and add a lift. Some stage area will be lost for this approach, and a visual screen from the stage to the stair/lift will be needed.	
Café/Gym	Provide lever hardware on one door leaf with a knob on the hallway side at both sets of double doors.	
Sun School	Just south of 154, provide lever hardware on the door.	
Staff Break 164	Provide lever hardware on the door.	
Self-Enhancement	Just south of 254, provide lever hardware on the door.	
Staff Break 259	Provide lever hardware on the door.	
School Councilor 202	Provide lever hardware on the door.	
Speech 211	Provide lever hardware on the door.	
Y School (Old Ind Arts Shop)	Provide lever hardware at pair doors.	


Plumbing Elements

YWCA Building	Provide an accessible toilet with grab bars and	
---------------	---	--



(Old Ind Arts Shop)	clearances, lavatory, and drinking fountain. If the sink in the 36" high cabinet is being used by the current program, provide a 34" high sink with accessible controls.	
School Office	Provide a sink at 34" high with accessible controls.	
Staff Break 164	Provide accessible controls on sink.	
Staff Break 259	Provide accessible controls on sink.	
Classroom 213	Provide accessible controls on sink.	
2 nd Floor Corridor	Provide an accessible drinking fountain. Consider replacing recessed DF opposite Class 210 with dual height accessible fountain.	
Girls 2 nd Floor	At one girls restroom, provide an accessible toilet with grab bars and clearances, lavatory, and accessories.	
Boys 2 nd Floor	At one boys restroom, provide an accessible toilet with grab bars and clearances, lavatory, and accessories.	

Communication Elements

Entry from NE 11 th Ave.	Southern entry at west elevation. Provide a visual component to the existing two-way communications device from the entry to the main office. The current device appears to be two-way, but has capability for audio communication only.	
Multi-Use Room	Provide assisted listening devices.	
Signage	Provide accessible signage at new accessible restrooms and common spaces. If signage is provided at classrooms, provide accessible signage.	

Special Spaces, Built-in Elements & Recreational Facilities

Play Surfaces	There is (1) soft play area at the south side of the outside play area and (1) to the north. Verify and test existing play structure safety surfacing at this area. Mulch/ground cover must be solid enough to allow wheelchair access.	
Play Structures	Verify that at least one of the existing play structures is accessible, and modify if needed.	

Field Notes:

1. The east entry nearest the parking lot is signed to direct accessible entry to the southern entry on the west (main) elevation of the school. However, an accessible ramp and an automatic door operator have been provided at this entry/exit. Additional signage at that entry indicating school policy that visitors enter nearest the office to get a badge etc would clarify the intent for users, but is not required for accessibility compliance.
2. The southern entry on the west elevation at NE 11th Ave. is signed as an accessible entry, is visible from a public way along the same street the buses use, and is equipped with a camera and communications device to the main office. That entry also leads most directly to the school office where visitors sign in to the school. Effectively, it is the main accessible entry to this school though it is not recorded as such in the PPS Facility Accessibility Summary.
3. The approach to pre-school toilets and lavatory heights varies in the school. The portable classrooms have toilets with seats at 11" above the floor with lavatories at adult ADA height. The first floor, north restrooms used by PK & K students have the toilets with seats at 16" above the floor with lavatories at approximately adult knee height.
4. Boys and Girls showers at the Gym and Gym/Café are currently being used for storage.

